


TetherAll: Quick Setup Guide

1

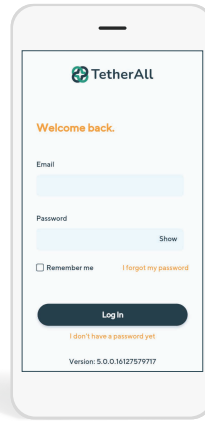
On Mobile:
Download TetherAll
from app store.

On desktop: enter
my.tetherall.io into
browser.



2

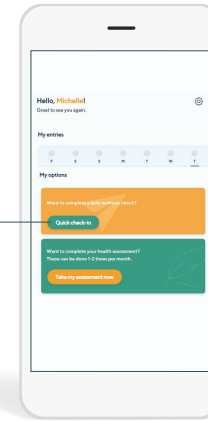
Login with the
credentials
provided to you
by your
healthcare
professional.



3

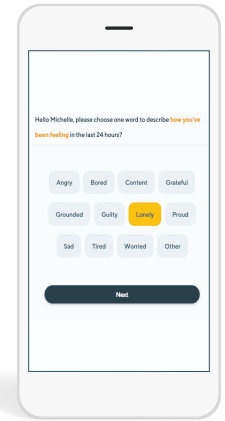
After logging in,
click on Quick
check-in.

*(Check-ins
should be
completed daily.)*



4

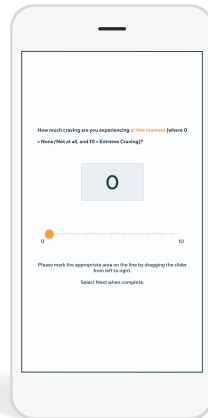
Select a mood
word and click
Next.



5

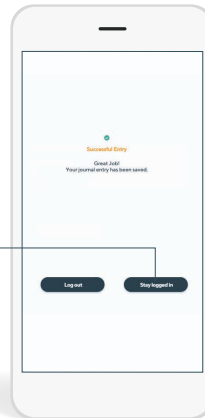
a. Answer the 2
assessment
questions.

b. Write down your
thoughts in the
journal (optional).



6

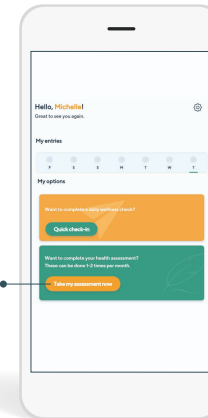
Select Stay
logged in and
select a mood
word again.



7

This brings you
back to the home
screen. Click on
Take my
assessment now.

*(Health
assessments
should be
completed as
instructed by your
provider)*



8

Complete all
assessment
questions.

That's it -
you're done!

